

Humidifier Tubing

Technical Bulletin

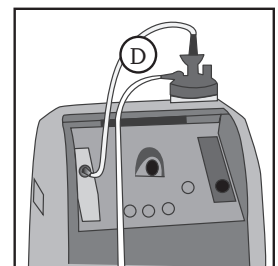
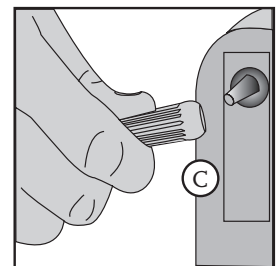
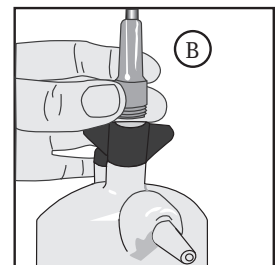
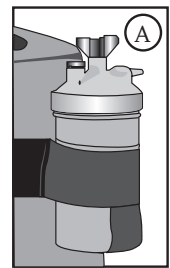
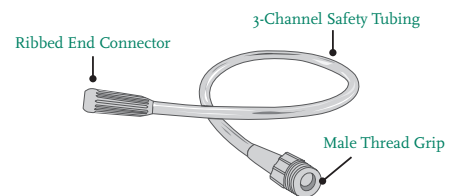
Please read and follow the Instructions for Use provided with your Humidifier Tubing prior to use.

The Humidifier Tubing is used to attach a bubble humidifier bottle to an oxygen concentrator. This product is intended to be used by patients who have a prescription for home oxygen and have received training from a trained healthcare professional. The Humidifier tubing is disposable and intended for single patient use.

Product Use

1. Wash hands.
2. Make sure bubble humidifier bottle is upright and securely attached to concentrator (A).
3. Open package and remove Humidifier Tubing.
4. Screw the male thread grip (B) into the oxygen inlet port located on top of the humidifier bottle.
5. Attach the Ribbed End Connector (C) to the concentrator's oxygen outlet port.
6. Connect your oxygen extension tubing to the oxygen outlet port (D) located on the bubble humidifier.
7. Set flow to your prescribed oxygen setting.

(Continued on the next page)



Presented With Compliments From
www.DirectHomeMedical.com

Technical Bulletin (continued)

Troubleshooting

Problem	Possible Cause	Corrective Action
No oxygen flow from bubble humidifier outlet port.	<ol style="list-style-type: none">1. The concentrator or flow control valve is not turned on.2. The tubing connectors are not tight.3. The tubing is disconnected.	<ol style="list-style-type: none">1. Ensure the concentrator is turned on. Set flow control to prescribe setting.2. Check all tubing connections.3. Reconnect the tubing.
Unable to screw the male grip end into humidifier bottle.	<ol style="list-style-type: none">1. Plastic thread on humidifier tubing is stripped.2. The male thread grip is not properly aligned with the bubble humidifier.	<ol style="list-style-type: none">1. Replace with an new humidifier tubing.2. Re-align the male thread grip to the inlet port on the bubble humidifier bottle.

Safety Precautions

- Follow your home care provider's instructions for safe use and operation for your home oxygen system.
- Do not smoke or allow anyone to smoke around you when oxygen is being used.



- Keep oxygen tubing at least 6 feet away from flames or any heat source.



- Use oxygen as prescribed by your doctor.
- Keep an extra set of oxygen supplies for backup.
- Do not bend or kink humidifier tubing.
- Keep humidifier bottle upright and securely attached to concentrator.
- Do not let children or pets play with your oxygen equipment.