


OxyCozy^{2.0}

SOFT FLANNEL CANNULA WRAPS

OxyCozy 2.0 Cannula Wraps are even softer, simpler and more convenient than the original. Choose from variety of colors and upgrade your oxygen therapy comfort today. ♡ OxyCozy!




NATURAL

Part # OCNAT03



BLUE

Part # OCBLU05




PINK

Part # OCPNK02



WHITE

Part # OCWHT01



LILAC

Part # OCLIL04

100% Cotton • Proudly Made in the USA

VISIT US AT OXYCOZY.COM • #2019B

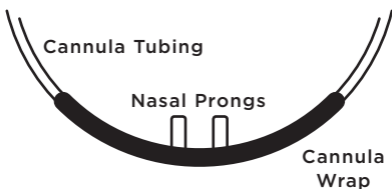
OxyCozy^{2.0}

SOFT FLANNEL CANNULA WRAPS

OxyCozy 2.0 Cannula Wraps add comfort to your life and your oxygen therapy. Softer and more adaptable than the original, OxyCozy 2.0 Wraps surround your nasal cannula in gentle, soft flannel to help prevent skin irritation, chilly noses, and sore spots.

INSTRUCTIONS FOR USE

1. Align OxyCozy's "button" style hole over your cannula's nasal prongs.
2. Press OxyCozy down firmly to ensure it rests snugly against your cannula's tubing without blocking the oxygen outlets on the nasal prongs.
3. Wrap OxyCozy's fabric all the way around the cannula tube and seal securely with hook & loop closures.
4. Wear your cannula as usual with the addition of cozy comfort and style!



WASHING INSTRUCTIONS

OxyCozy Cannula Wraps are removable and reusable. For best performance, wash OxyCozy in warm water with a mild soap. After washing, air dry completely before reapplying to your cannula. Replace OxyCozy as needed whenever it appears worn or damaged.