

## EPR™ with Easy-Breathe technology

Discover quiet

New and improved EPR™ (expiratory pressure relief) offers all the advantages of EPR with the added benefits of new Easy-Breathe technology:


- Enhanced comfort
- Smoother, more natural pressure delivery
- Three predictable levels of pressure relief
- Whisper-quiet operation
- Now also available in AutoSet™ mode

### The most natural breathing experience

ResMed has taken the clinically effective and patient-preferred<sup>1</sup> comfort of EPR and combined it with Easy-Breathe technology to create *EPR with Easy-Breathe*, an exceptional pressure relief system that offers natural breathing comfort in a compact, whisper-quiet device. Easy-Breathe technology includes our smooth waveform that intelligently recreates a patient's individual breathing pattern, so breathing feels more natural. All the advantages of EPR—now improved with Easy-Breathe technology.



**EPR with Easy-Breathe technology is available in ResMed's S8 Series II devices. The S8 Series II is the smallest and quietest product range on the market and includes the S8 Escape™ II, S8 Elite™ II, S8 AutoSet™ II and VPAP™ Auto.**



### Why prescribe EPR with Easy-Breathe technology?

Studies show that ResMed's expiratory pressure relief system is just as clinically effective as traditional CPAP, while lowering median leak values.<sup>2</sup> Now available in the new S8™ Series II range of devices with the smooth waveform capability and low-noise motor of Easy-Breathe, ResMed's EPR with Easy-Breathe is better than ever.

### Predictable & customizable

EPR with Easy-Breathe technology provides three levels of pressure relief to choose from and a variety of customizable comfort features.

- Can be set to RAMP or SETTLE only
- Can be set to FULL TIME or OFF

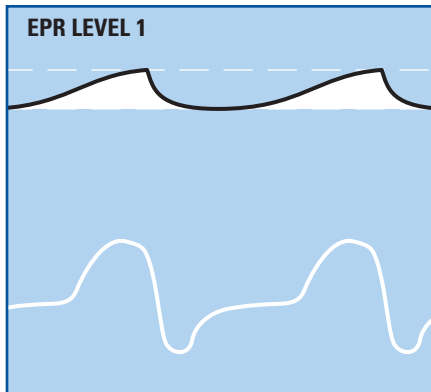
Easy-Breathe  
The choice is easy.

<sup>1</sup> EPR preferred over traditional CPAP by 79% of patients.

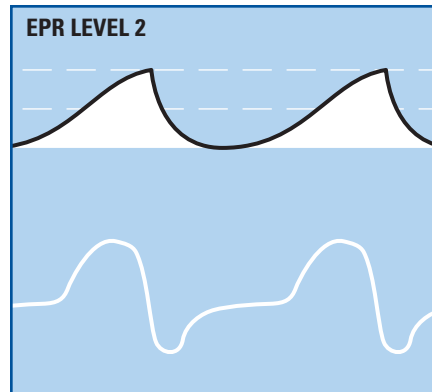
<sup>2</sup> ResMed Centre for Healthy Sleep. The Clinical Effects of Expiratory Pressure Relief (EPR) with Easy-Breathe Compared with Fixed CPAP. November 2007–December 2007.

## EPR with Easy-Breathe technology... how it works

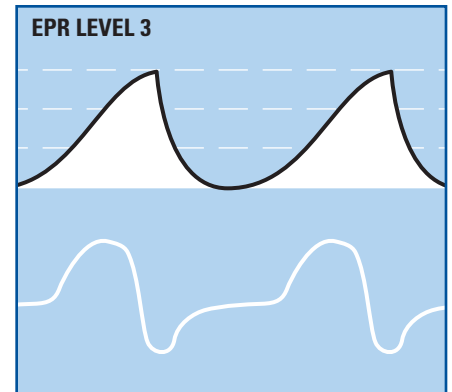
EPR with the Easy-Breathe waveform is uniquely synchronized to patients' inspiratory and expiratory cycles, with highly predictable pressure relief.



Mild pressure relief: Level 1 reduces pressure upon exhalation by 1 cm H<sub>2</sub>O



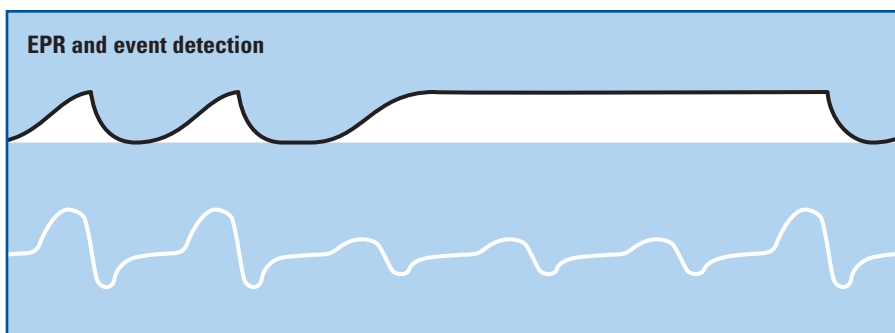

Medium pressure relief: Level 2 reduces pressure upon exhalation by 2 cm H<sub>2</sub>O



Maximum pressure relief: Level 3 reduces pressure upon exhalation by 3 cm H<sub>2</sub>O

### UNIQUE FEATURES OF EPR

ResMed's EPR RAMP ONLY is a unique feature that specifies the use of EPR during the ramp period only. This option enables EPR as patients are falling asleep, when they are generally more aware of the pressure. When the ramp period expires, pressure reverts comfortably to the prescribed CPAP level.



To ensure comfort without compromising therapy, EPR has an automatic time-out feature. After determining the baseline breathing average for each patient, the device suspends EPR if the patient's breathing drops 75% below the baseline for 10 seconds or more. EPR restarts when the event is over and breathing is again within range.

**KEY**  
 — Device pressure  
 — Patient flow