

RESMED

H4i Water Chamber Upgrade Kit

Thank you for choosing the H4i Water Chamber Upgrade Kit.

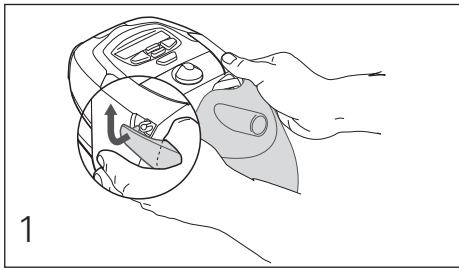
This product allows the H4i water chamber to be used with the HumidAire 3i heated humidifier.

WARNING

Take care when handling your humidifier. The water and the water chamber base may both be hot. Allow 10 minutes for the heater plate and any excess water to cool.

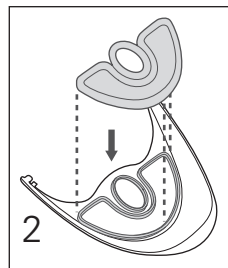
Fitting your H4i Water Chamber

To start using your new H4i water chamber, attach the provided cover and cover seal to your HumidAire 3i docking station using the following steps:

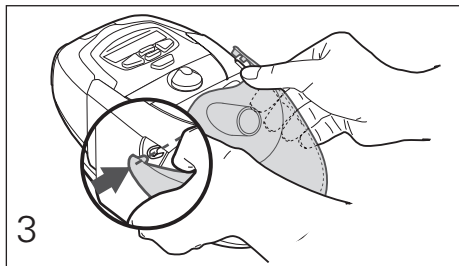


Remove the HumidAire 3i cover and cover seal by gently flexing one cover arm away and up from the docking station until the cover detaches completely.

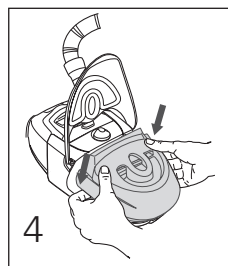
Note: The HumidAire 3i cover and cover seal cannot be used with the H4i water chamber.



Ensure that the cover seal provided is properly attached to the H4i cover by aligning the cover seal to the guides on the cover and pressing along the edges.



To attach the H4i cover, put one cover arm into its pivot point on the docking station and gently flex the other arm into its corresponding point. The cover should be able to open and close freely while securely attached to the docking station.



Place the H4i water chamber in the HumidAire 3i docking station and close the top cover ready for use.