


PHILIPS

RESPIRONICS

Sami the Seal



Presented With Compliments From
www.DirectHomeMedical.com

Compressor nebulizer system

Sami the Seal compressor with instructions, mask, filters and nebulizer with tubing.

CAUTION: Federal (USA) law restricts this device to sale by or on the order of a physician or licensed healthcare professional.

Système de nébuliseur à compresseur

Compresseur Sami the Seal avec mode d'emploi un masque, des filtres et nébuliseur avec tubulure.

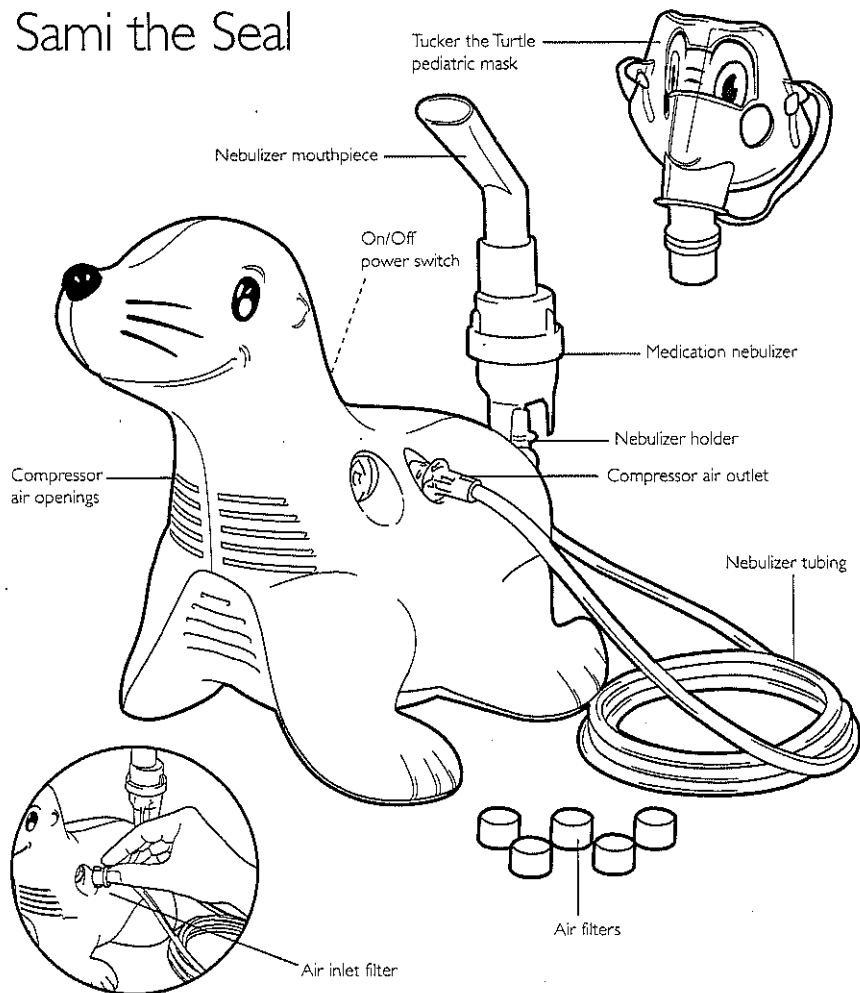
MISE EN GARDE : Aux États-Unis, la loi fédérale limite la vente de ce dispositif aux médecins ou autres professionnels de la santé dûment agréés, ou sur leur ordonnance.

Sistema de nebulizador a compresor

Compresor Sami the Seal con instrucciones, mascarilla, filtros y nebulizador con tubos.

PRECAUCIÓN: Las leyes federales (EE.UU.) limitan la venta de este dispositivo a un médico o profesional sanitario con licencia o bajo sus órdenes.

Sami the Seal



Sami the Seal is an AC-powered air compressor nebulizer system intended to provide a source of compressed air for medical purposes for use in home healthcare. It is to be used with a pneumatic nebulizer to produce aerosol particles of medication for respiratory therapy for both children and adults.

Unpacking your Sami the Seal system

When you unpack your Sami the Seal from its shipping case:

- Carefully examine the contents.
- Save the shipping carton.
- Make sure you have all the content items listed and that they are not damaged.
- Report anything missing or damaged to Philips Respironics.

Do not install, maintain or operate this equipment without first reading and understanding these instructions for use. If you are unable to understand any portion of these instructions, contact your healthcare provider or call Philips Respironics Customer Service at 1-800-345-6443 or 1-724-387-4000.

IMPORTANT SAFEGUARDS

When using electrical products, especially when children are present, safety precautions should always be followed, including the following:

Read all instructions before using

DANGER – To reduce the risk of electrocution:

This product has a polarized plug (one blade is wider than the other).

To reduce the risk of electric shock, this plug is intended to fit into a polarized outlet only one way. If the plug does not fit fully into the outlet, reverse the plug. If it still does not fit, contact a qualified electrician. Do not attempt to modify the plug in any way.

- Always unplug this product immediately after using.
- Do not use the unit while bathing.
- Do not place or store product where it can fall or be pulled into a tub or sink.
- Do not place in or drop into water or other liquid.
- Do not reach for product that has fallen into water. Unplug immediately.


WARNING – To reduce the risk of burns, electrocution, fire or injury to persons:

- A product should never be left unattended when plugged in.
- Close supervision is necessary when this product is used by, on, or near children or physically challenged individuals.

- Use this product only for its intended use as described in this manual. Do not use attachments not recommended by the manufacturer.
- Never operate this product if it has a damaged cord or plug, if it is not working properly, if it is has been dropped or damaged, or dropped into water. Return the product to a service center for examination and repair.
- Keep the cord away from heated surfaces.
- Never block the air opening of this product or place it on a soft surface, such as a bed or couch, where the air openings may be blocked. Keep the air openings free of lint, hair, and the like.
- Never use while sleeping or drowsy.
- Never drop or insert any object into any openings.
- Do not use outdoors or operate where aerosol (spray) products are being used or where oxygen is being administered in a closed area such as an oxygen tent.

Indoor use only.


- Do not use compressor and nebulizer separately.

 **Caution:** To reduce the risk of electric shock, do not disassemble. Refer servicing to qualified service personnel.

Device safety system

Thermal protector

The device contains a thermal protector which will turn the device OFF if it overheats.

 **ATTENTION:** Should the unit overheat, and the thermal protector activates, switch the unit to the off "O" position, then allow the device to cool down for at least 40 minutes before switching the unit back on.

SAVE THESE INSTRUCTIONS

How to use your Sami the Seal

- 1 Check the medication nebulizer cup for damage. (The nebulizer cup enclosed with your Sami the Seal is disposable and should be replaced regularly. Ask your healthcare provider for replacement guidelines and supplies.)
- 2 Place your Sami the Seal unit on a firm, flat surface near an electrical outlet and in an area where you can be seated comfortably during your treatment.

- 3 Plug the power cord into the electrical outlet.
- 4 Do not operate the unit without the filter or with a clogged (dirty) filter. Operating the unit with a dirty filter can impair proper operation and cause damage that is not covered by the warranty.
- 5 Wash your hands before preparing your medication.
- 6 Assemble your nebulizer cup and add your prescribed medicine following your prescription and the separate nebulizer instructions.
- 7 Connect one end of the tubing to the bottom of the cup and the other end of the tubing to the air outlet on the unit.
- 8 Turn the power switch on "I" to begin your treatment.
- 9 When your treatment is complete, turn the power switch off "O" and unplug the unit.
- 10 Clean the medication nebulizer cup according to its instructions.

Care and cleaning of your Sami the Seal

CAUTION: To reduce risk of electric shock, DO NOT DISASSEMBLE.

- 11 Unplug the unit before cleaning.
- 12 Use a damp cloth to wipe down the outside of the compressor at least once each month (or more if necessary). Refer to nebulizer and accessory instructions for use for cleaning of the accessories and nebulizer.
- 13 Check the filter at least once each week. Replace the filter when dirty. Replacement filters are available where you purchased this product (Package of 5: Part No. 1083128).
- 14 To change the filter:
 - Twist the filter and remove it by pulling out.
 - The filter should be replaced when it becomes discolored. Do not wash or reuse the filter.
 - When replacing the filter make sure it is fully inserted.
- 15 After each cleaning, check that the unit is working properly by verifying that air still comes out of the nozzle when the unit is turned to the "on" position.

The compressor requires no lubrication or maintenance.














Service should only be performed by an authorized dealer. Unauthorized repair voids warranty.

DOUBLE INSULATED – When servicing, use only identical replacement part.

Standard specifications

Electrical requirements	120VAC~ 60Hz, 1 Amp
Power wattage	120VA
Thermal overload protector	Resettable thermal fuse; functioning temperature 130°C
Performance	Average flow: 6 lpm @ 10 psi Maximum pressure: 29-43.5 psi
Replacement intake filter	Part no. 1083128
Size	10.5" L x 6.1" W x 8.9" H
Weight	3.5 lbs.
Regulatory listing	Safety: IEC 60601-1 EMC: IEC 60601-1-2
Operating mode	Continuous
Operating temperature	↓ 50°F - 104°F (10°C - 40°C)
Operating humidity	RH 10% RH to 95% RH, non-condensing
Operating atmospheric pressure	Performance may vary depending on altitude above sea level, barometric pressure and temperature
Storage/transport temperature	↓ -13°F - 158°F (-25°C - 70°C)
Storage/transport humidity	RH 10% RH to 95% RH, non-condensing
Storage/transport atmospheric pressure	P 690-1060 hPa

Symbol glossary

 ON (power)	 ATTENTION	 Class II, double insulated
 OFF (power)	 Alternating current	 Type BF applied parts
 Serial number	 Follow instructions for use	 Indoor use only
 Atmospheric pressure	 Humidity	 Temperature limitation
 Separate collection		

IP21 Housing Ingress Protection rate: IP21 (protected from the penetration of solid bodies with dimensions greater than 12 mm. Protected from the penetration of vertically falling water drops).

Warranty

Respironics Inc warrants the Sami the Seal compressor to be free from defects in materials and workmanship under normal use and operation for a period of 5 years from date of purchase from Respironics Inc. The warranty is limited to repair or replacement, at Respironics Inc sole option, of any such component or equipment claimed to be defective when claim is shown to be bona fide by evaluation by Respironics Inc. This warranty does not extend to any components or equipment subjected to misuse, improper operation, accidental damage, or unauthorized repairs, and is not extended to charges of, or for, labor repairs. All items returned must be properly packaged and shipped, prepaid, by the distributor servicing the unit. Respironics Inc shall not be liable to purchaser or others for loss of use of equipment or for indirect, or incidental or consequential damages that might arise.

Garantie

Respironics Inc garantit que le compresseur Sami the Seal ne comporte pas de défaut de matériau ou de façon dans des conditions normales d'utilisation et d'emploi pendant une période de cinq ans à compter de la date d'achat à Respironics Inc. La garantie est limitée à la réparation ou au remplacement, à la seule appréciation de Respironics Inc de tout composant ou équipement jugé légitimement défectueux à la suite d'une évaluation effectuée par Respironics Inc. La présente garantie ne couvre pas les composants ou équipements ayant été soumis à une utilisation abusive, une utilisation incorrecte, un dommage accidentel ou des réparations non autorisées, et elle ne couvre pas les frais de main-d'oeuvre associés à une réparation. Tous les éléments renvoyés doivent être reconditionnés correctement et expédiés en port payé par le distributeur chargé du service après-vente pour l'appareil. Respironics Inc ne sera pas responsable vis-à-vis de l'acheteur ou de tiers pour toute perte d'utilisation de l'équipement ou pour les dommages indirects, secondaires ou immatériels éventuels.

Fabriqu  en Chine pour Respironics Inc

Garant a

Respironics Inc garantiza que el compresor Sami the Seal est  libre de defectos en materiales y mano de obra durante el uso y operaci n normal, por un per odo de 5 a os desde la fecha de compra a Respironics Inc. La garant a se limita a la reparaci n o reemplazo, a criterio exclusivo de Respironics Inc de cualquier componente o equipo que se considere defectuoso, cuando la reclamaci n demuestre hacerse en buena fe seg n la evaluaci n de Respironics Inc. Esta garant a no se extiende a componente o equipo alguno que se haya usado err neamente, operado en forma inadecuada, da ado accidentalmente o reparado sin autorizaci n, y no se extiende a los cargos de o para mano de obra para reparaciones. Todos los art culos devueltos deben estar empacados y enviados en forma apropiada, previo pago, por el distribuidor que proporciona el servicio de la unidad. Respironics Inc no ser  responsable ante el comprador o terceros por p rdida de uso del equipo ni por los da os indirectos, incidentales o consiguientes que puedan surgir.

Fabricado en China para Respironics Inc

SideStream, Sami the Seal and Tucker the Turtle are trademarks of Respironics, Inc. and its affiliates, all rights reserved.

  2014 Koninklijke Philips N.V. All rights reserved.

Manufactured for / Fabriqu  pour / Fabricado para
Respironics Respiratory Drug Delivery (UK) Ltd
Chichester Business Park, City Fields Way
Tangmere, Chichester, PO20 2FT UK

Made in China

www.philips.com/respironics

PN 1108792 R01

