

Shielded DC Cord

DREAMSTATION
SYSTEM ONE 60 SERIES

PHILIPS
RESPIRONICS

This accessory can be used to operate Philips Respironics' CPAP and BiPAP systems when AC power is not available. The power outlet adapter end of the Shielded DC Cord can plug into a standard 12VDC power outlet found in automotive vehicles, the socket in the Philips Respironics Battery Pack, or to the terminals of a separate external battery through the Philips Respironics DC Battery Adapter Cable. When using either the Philips Respironics Portable Battery Pack or DC Battery Adapter Cable, refer to the instructions that accompany those accessories for additional setup instructions.

Cautions

- The Shielded DC Cord is intended for use on 12 volt "positive hot" electrical systems. These systems might also be referred to as "negative ground" systems. If you are unsure about your electrical system's polarity, consult your vehicle's manufacturer. Using 12 volt "negative hot" electrical systems may damage both the unit and the vehicle's electrical system.
- Do NOT leave the DC cord plugged into your vehicle when the device is not in use.
- When DC power is obtained from a vehicle battery, the device should not be used while the vehicle's engine is running. Damage to the device may occur.
- Periodically inspect electrical cords and cables for damage or signs of wear. Discontinue use and replace if damaged.

Refer to the instructions included with the Philips Respironics Portable Battery Pack or DC Battery Adapter Cable for additional warnings and cautions.

Note: The connector end of the DC cord is constructed so that the outside of the barrel is ground and the inside of the barrel is positive. The power outlet adapter end of the cord is constructed so that the center pin is positive and the outside tab is ground.

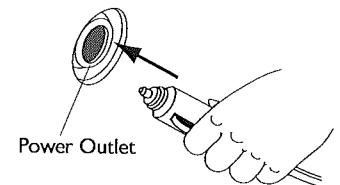
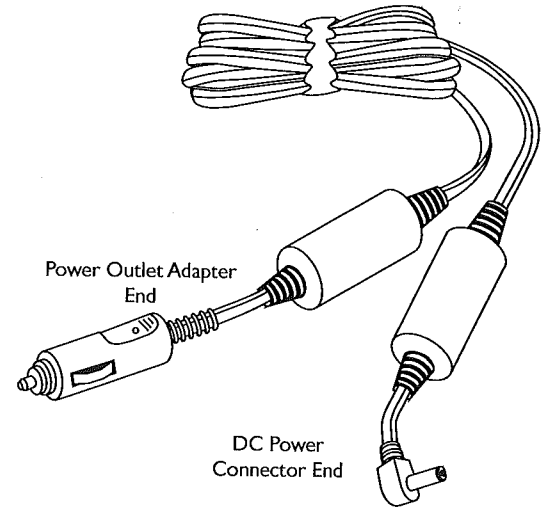
Package Contents

The package contains: one shielded DC cord with an 8 amp fuse installed, two replacement fuses (8 amp), and this instruction sheet.

Instructions for Use with an Automobile Power Outlet

IMPORTANT: Due to the varying capacity of automobile batteries, it is important to determine how long you can use your therapy device with your specific vehicle battery. It is also important to ensure that your battery will contain a sufficient charge to properly operate your vehicle. For battery capacity and maximum discharge levels, refer to your vehicle's owner manual and/or contact the manufacturer of your vehicle battery. The maximum current draw of your therapy device, when operating on DC power, is listed on the bottom of your therapy device.

1. Turn OFF the therapy device.
2. Disconnect the therapy device from the external power supply.
3. Turn OFF vehicle.
4. Plug the connector end of the DC cord into the DC power connector on the Philips Respironics therapy device.
5. Plug the adapter end of the DC cord into the 12VDC power outlet in your vehicle. The LED on the cord will light upon successful connection.
6. Turn the therapy device on, and verify power operation.



 **DirectHome
MEDICAL**

Presented With Compliments From
www.DirectHomeMedical.com

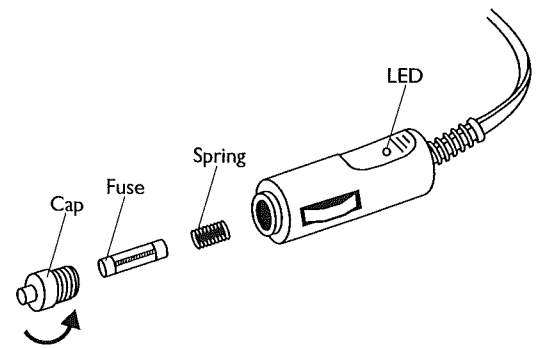
Instructions for Changing the Fuse

The Shielded DC Cord comes with an 8 amp fuse already installed. If you find it necessary to replace this fuse, two replacement fuses have been included for your convenience. To install a replacement fuse, follow the instructions below.

CAUTION: Be careful not to dislodge the spring inside the fuse holder when changing fuses. If the spring is accidentally removed, reinstall the spring in the same order as shown in the illustration.

CAUTION: Use only Philips Respironics 8 amp DC Cord Replacement Fuses.

1. Unscrew and remove the DC cord's cap, and remove the fuse.
2. Install one 8 amp Philips Respironics DC Cord Replacement Fuse.
3. Replace the cap.



How to Contact Respironics

To have your device serviced, contact your home care provider. If you need to contact Respironics directly, call the Respironics Customer Service department at 1-800-345-6443 (US and Canada only), 1-724-387-4000 or +49 8152 93060. You can also use the following addresses:

Respironics, Inc.
1001 Murry Ridge Lane
Murrysville, PA 15668

Respironics Deutschland
Gewerbestrasse 17
82211 Herrsching, Germany

Reordering

REORDER NUMBER	DESCRIPTION
1099010	DC Cord Replacement Fuse, 8 amp
1120746	Shielded DC Cord - DreamStation
1097568	Shielded DC Cord - System One 60 Series
1028869	Portable Battery Pack
532209	DC Battery Adapter Cable

Manufactured for:

Respironics Inc.
1001 Murry Ridge Lane
Murrysville, PA 15668 USA

Respironics Deutschland
Gewerbestrasse 17
82211 Herrsching, Germany



English