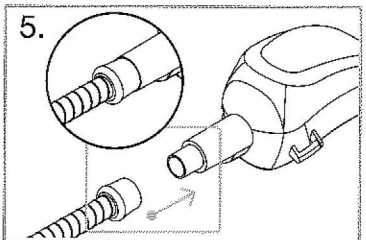
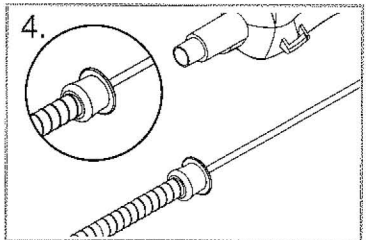
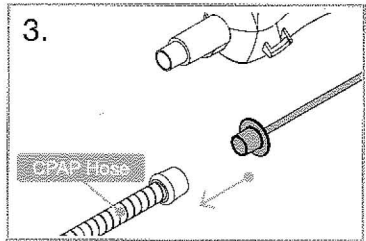
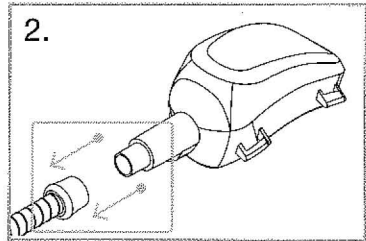
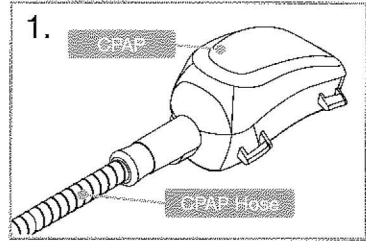


# SoClean Adapter for Transcend and Z1

If you need help connecting your adapter, contact support at SoClean.  
(See reverse for contact information.)

## Connecting the Adapter

1. Remove the hose from your Transcend or Z1 device.
2. Install the Transcend/Z1 SoClean adapter onto the CPAP hose.
3. Connect the SoClean injection hose to the Transcend/Z1 SoClean adapter.
4. Place mask into SoClean chamber or SoClean 2 Go sanitizing bag and run sanitizing cycle.
5. Once the sanitizing cycle is complete and you are ready to use your Transcend or Z1 CPAP please remove the Transcend/Z1 SoClean adapter from your CPAP hose and reconnect your CPAP hose to the CPAP device.



[CLICK TO LEARN MORE](#)