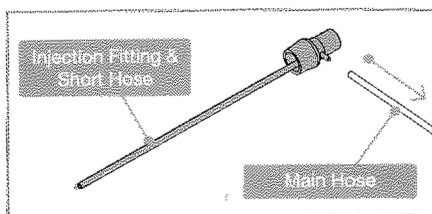
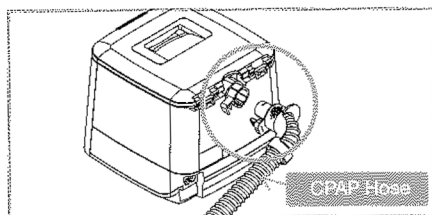


SoClean Adapter for Fisher & Paykel SleepStyle™

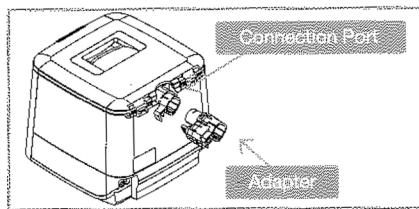
- 1 Detach the injection fitting and short hose from the main SoClean hose. You will no longer need the injection fitting and short hose. Save these parts in case you need them in the future.



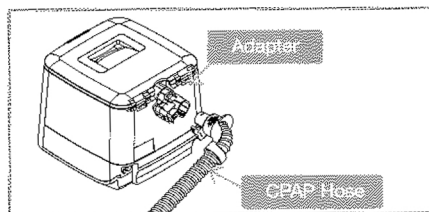
- 2 Detach your CPAP hose from the back of your SleepStyle CPAP.



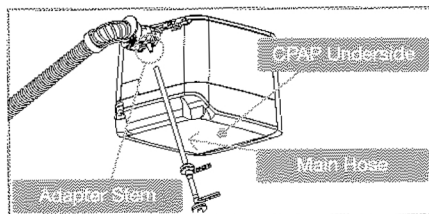
- 3 Attach the SoClean adapter to the CPAP hose connection port.



- 4 Attach your CPAP hose to the SoClean adapter.



- 5 Connect the main SoClean injection hose to the adapter stem. You are now ready to use your SoClean!



[CLICK TO LEARN MORE](#)