



# It's a game changer.

Philips Respironics EasyLife nasal mask with Auto Seal.  
A winning combination.



Presented With Compliments From  
[www.DirectHomeMedical.com](http://www.DirectHomeMedical.com)



# Revolutionary Auto Seal technology.

## Exclusive technology that changes the game.

The EasyLife nasal mask's innovative, lightweight design delivers Auto Seal technology, a set of features intended to make EasyLife your favorite mask for set-up and titration. EasyLife's unique dual-cushion construction features a soft inner cushion that creates a flexible, self-adjusting seal around the nose, while the supportive outer cushion comfortably provides an additional level of stability.

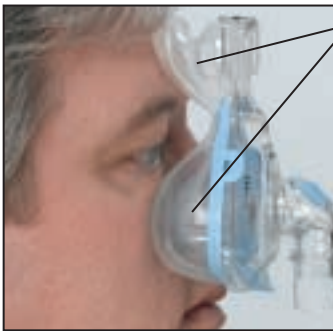
Cosmetically pleasing headgear straps, with optional easy-to-use clips, make fitting as easy as possible for you and your patients. The addition of the petite size helps you to fit 100% of your patients 100% of the time. EasyLife with Auto Seal is designed for a better seal and a better fit that may help patients get a better night's sleep. It's truly a winning combination.



### Seal

Our unique inner seal cushion moves with the patient to automatically extend over the nasal area and instantly create an effective, self-adjusting seal.

**Note:** Lower part of outer support cushion removed to show proper fit of inner seal cushion.

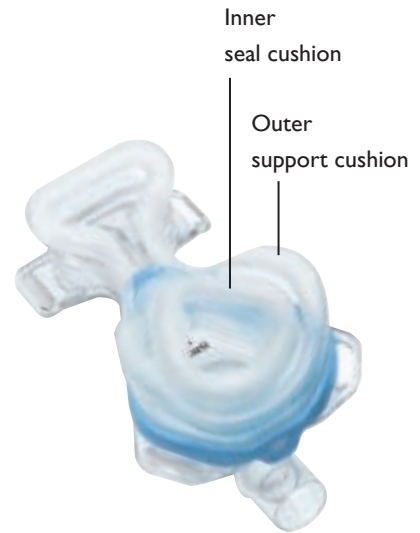


### Support

Our outer support cushion allows the mask to rest lightly and comfortably against the face. The cushion's built-in forehead pad adjusts automatically, eliminating a traditional fitting step.

### Intuitive

Combined, the Auto Seal features make EasyLife our most intuitive mask. One that is easy to fit and easy to use, requiring minimal adjustments.



Headgear has inlaid adjustable straps that converge into a single back panel with a crown strap for added stability.

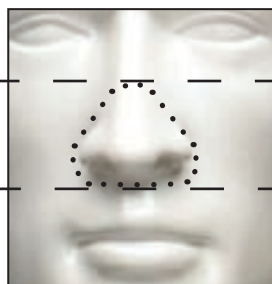



Only four parts: mask frame, headgear, outer support cushion, inner seal cushion.

Forehead pad adjusts automatically — eliminating a traditional fitting step — and requires minimal headgear force.

Angled exhalation micro ports make operation quieter and redirect air away from a bed partner.

Optional clips are included making it easy to remove the mask and keep the same fit night after night.



### Sizing tip

Unlike traditional masks, EasyLife is designed to cover a smaller surface area of the nose. Use the sizing gauge to choose the smallest size that is wide enough to extend beyond the nostrils but does not obstruct nasal breathing. **Tip:** Do not estimate size based on experience with other nasal masks.



Scan with your smart phone to watch a video on how EasyLife with Auto Seal technology can work for you.

## Fitting instructions



Evenly adjust the top and bottom headgear straps applying minimal force against the face.



The upper headgear straps should rest above the ears and the lower straps below the ears.



Use the crown strap to adjust the position of the headgear.



With the pressure on, address any leaks by reseating the mask by pulling it away from the face and setting it back into place. Adjusting the upper and lower straps also may help in eliminating leaks.

**Fitting tip:** EasyLife's Auto Seal technology adapts to movement and is designed for a looser fit. Over tightening the mask may hinder its performance.

## Disassembly and assembly instructions



Remove the outer cushion first by pulling outward and upward on the three blue tabs. Then remove the inner cushion.



To assemble, **place the two cushions on separately**, starting with the blue flap of the inner seal cushion on the mask frame. Make sure that the blue flap completely covers the lip on the mask frame.



Place the outer support cushion, tabs facing down, around the inner cushion. Press the three tabs in place until an audible click is heard.



Gently press the forehead pad into the forehead pad slot in the mask frame. Gently tug on the inner cushion to ensure it's firmly attached.

### Ordering information

EasyLife mask	Petite	Small	Medium	Medium wide	Large	U.S. HCPCS
Mask with headgear	1050000	1050001	1050002	1050003	1050004	A7034, A7035
Mask only	1050010	1050011	1050012	1050013	1050014	A7034
DuoPack: includes headgear and two cushion sets* of the same size	1050005	1050006	1050007	1050008	1050009	A7034, A7035, A7032
FitPack: includes headgear and cushion sets* in two sizes	N/A	1050078 small and medium		1050079 medium wide and large		A7034, A7035

Replacement parts	Part number	U.S. HCPCS
Petite cushion set*	1050090	A7032
Small cushion set*	1050091	A7032
Medium cushion set*	1050092	A7032
Medium wide cushion set*	1050093	A7032
Large cushion set*	1050094	A7032

Replacement parts	Part number	U.S. HCPCS
EasyLife headgear	1050087	A7035
EasyLife headgear, reduced size	1050086	A7035
Headgear clips (pack of 2)	1050097	N/A

\*A cushion set includes one inner seal cushion and one outer support cushion.

**Philips Healthcare is part of  
Royal Philips Electronics**

**How to reach us**

[www.philips.com/healthcare](http://www.philips.com/healthcare)  
[healthcare@philips.com](mailto:healthcare@philips.com)

Asia  
+49 7031 463 2254

Europe, Middle East, Africa  
+49 7031 463 2254

Latin America  
+55 11 2125 0744

North America  
+1 425 487 7000  
800 285 5585 (toll free, US only)

Philips Respironics  
1010 Murry Ridge Lane  
Murrysville, PA 15668

Customer Service  
+1 724 387 4000  
800 345 6443 (toll free, US only)

Philips Respironics International  
Headquarters  
+33 1 47 28 30 82

Philips Respironics Asia Pacific  
+65 6882 5282

Philips Respironics Australia  
+61 (2) 9666 4444

Philips Respironics China  
+86 021 24127311

Philips Respironics Deutschland  
+49 8152 93 06 0

Philips Respironics France  
+33 2 51 89 36 00

Philips Respironics Italy  
+39 039 203 1

Philips Respironics Sweden  
+46 8 120 45 900

Philips Respironics Switzerland  
+41 6 27 45 17 50

Philips Respironics United Kingdom  
+44 800 1300 845

[www.philips.com/respironics](http://www.philips.com/respironics)

Respironics, DuoPack, EasyLife, and FitPack are trademarks of Respironics, Inc. and its affiliates. All rights reserved.

Please visit [www.philips.com/easylife](http://www.philips.com/easylife)



© 2011 Koninklijke Philips Electronics N.V.  
All rights are reserved.

Philips Healthcare reserves the right to make changes in specifications and/or to discontinue any product at any time without notice or obligation and will not be liable for any consequences resulting from the use of this publication.

CAUTION: US federal law restricts these devices to sale by or on the order of a physician.  
Hoech 2/2/11 MCI 4103755 PN 1067420